

Robust Millimeter Wave Distance Measurement Sensor for Industrial Applications

LPR[®]-1DHP-291

The LPR[®]-1DHP-291 radar system performs 1D distance measurements for short, medium and long ranges with highest accuracy. By means of primary, secondary and diversity radar measurements, the LPR[®]-1DHP-291 detects the position and speed (for example, of cranes and rail-bound transport systems) in real time and makes the data available via built-in interfaces.

The sensors are easy to install and put into operation with the aid of a web-based interface. A directional antenna is integrated into the robust housing. The LPR[®]-1DHP-291 radar system is a successor to the LPR[®]-1DHP with improved accuracy and a higher measurement rate at equal fit and form factor compared to the previous version. The device features the latest mmWave technology, allowing it to perform high-precision measurements with accuracy in the millimeter range.

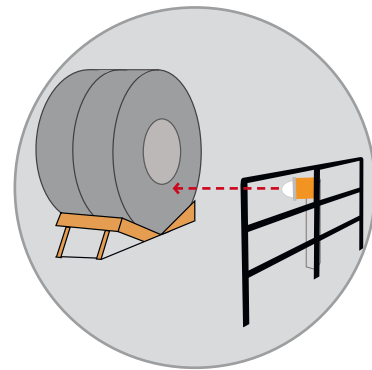
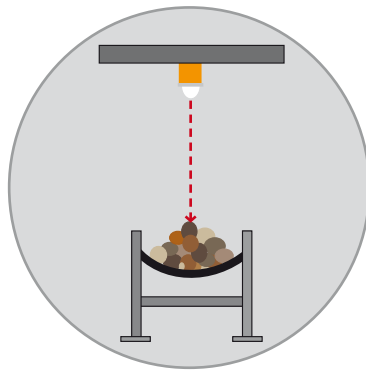
The sensor can be optimally configured for the required accuracy and range by selecting individual measurement modes. Even under the harshest weather and environmental conditions such as rain, fog, snow, dust, smoke or vibrations, the maintenance- and wear-and-tear-free wireless technology operates reliably with a high degree of availability – indoors and outdoors.

- **Contactless distance measurements via radio waves**
- **Millimeter wave technology for measurements with mm accuracy**
- **Compact and robust housing**
- **Impervious to dirt, harsh weather and vibrations**
- **Ideal for semi-automatic and fully automated crane systems**
- **Maintenance- and wear-free**
- **Easy installation**

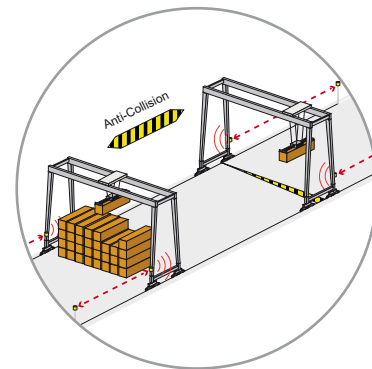
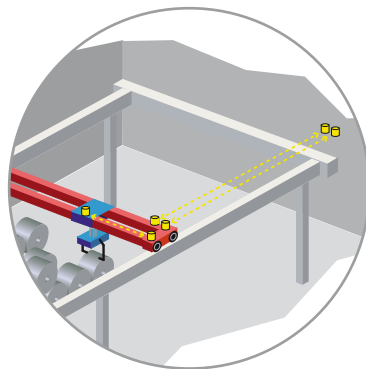
Typical Applications LPR®-1DHP-291

- Crane positioning
- Collision avoidance
- Goods tracking
- Process monitoring
- Process control
- Process automation
- Presence check
- Level probing
- Object detection
- Radar barriers

Primary Radar Mode



Secondary and Diversity Radar Mode



Technical Data: LPR®-1DHP-291

Radar measuring mode	Primary, secondary, diversity radar
Frequency range	57,0 - 64,0 GHz
Measuring range ^{1) 2)}	0,5 m to 500 m
Measurement accuracy ²⁾	up to ± 5 mm
Supply voltage	11 - 36 V DC
Power consumption	6 W
Ambient temperature	-40°C to +75°C
Protection class housing	IP67
Housing dimensions (LxWxH); weight	95 x 110 x 150 mm; 940 g
Interfaces	Ethernet (TCP / IP, Profinet)
Response time	<11 ms ³⁾
MTBF	42.2 a ³⁾
External connector	Ethernet (M12 D-coded), supply voltage (M12 T-coded)
Antenna	Integrated, beam width = ± 2,5°
Compliance	CE, FCC, KCC (IC coming soon, others on request)

1) Depending on the environment, the selected bandwidth mode, and the target's backscatter characteristics.

2) Error under consistent ambient conditions, depending on the measurement distance and the measuring mode.

3) Preliminary value

Multiple bandwidth modes can be selected in the device settings. The selection is limited by regional radio regulations.